

# GOODMATES



# GOODMATES

## BASIS X1001M Basis Mens Short Sleeve Tee

Sizes

S - 5XL

Fabric

- 100% Cotton Combed Single Jersey

- 185gsm

- Cold machine wash. Wash with like colours.

Do not bleach. Do not tumble dry. Line dry in shade.

Low iron on reverse. Do not dry clean.

### Features

Your go-to essential - the Basis Short Sleeve Tee is as classic as it gets, crafted from 185gsm combed cotton that's breathable, durable, and soft from day one.

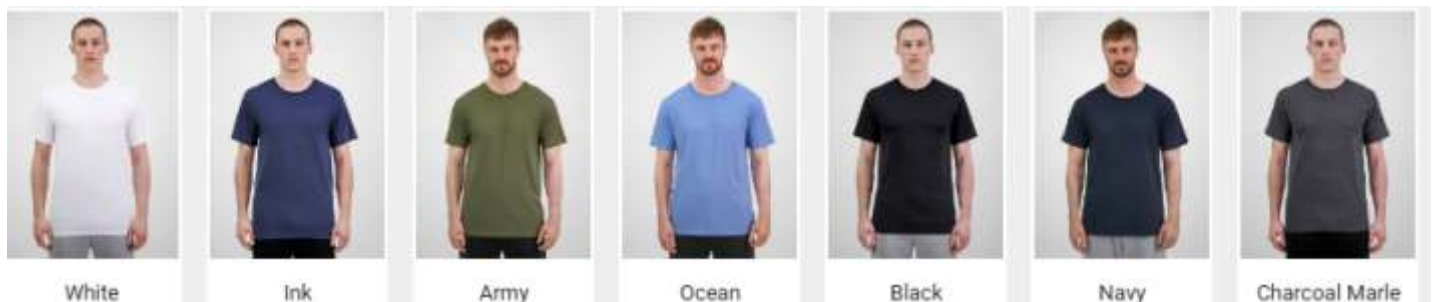
With a ribbed crew neck, set-in sleeve, and a fit that's easy to move in, this one's made to pull its weight.

Wear it solo, layer it up, chuck it in the wash and wear it again, it's your hard-wearing mate that always shows up.

- Ribbed crew neck with set-in short sleeve.



Measurement Description	S	M	L	XL	2XL	3XL	4XL	5XL
1/2 Chest (cm)	48.5	51.5	55.5	59.5	63.5	68.5	76.5	81.5
Front length from HSP (cm)	72.5	77	79	81	83	85	87	89



BLACK PMS 6 C	NAVY PMS 4140 C	INK PMS 2380 C	WHITE PMS 000 C	CHARCOAL MARLE
GREY MARLE	ARMY PMS 5815 C	OCEAN PMS 645 C	PISTACHIO PMS 4180 C	ECU PMS 7500 C (15%)
FOREST PMS 2411 C	STEEL BLUE PMS 432 C	PLUM PMS 2042 C		

# GOODMATES

## BASIS X1001W

### Basis Womens Short Sleeve Tee

#### Sizes

XS - 3XL

#### Fabric

- 100% Cotton Combed Single Jersey

- 185gsm

- Cold machine wash. Wash with like colours.

Do not bleach. Do not tumble dry. Line dry in shade.

Low iron on reverse. Do not dry clean.

#### Features

- Your go-to essential - the Basis Short Sleeve Tee is as classic as it gets, crafted from 185gsm combed cotton that's breathable, durable, and soft from day one. With a ribbed crew neck, set-in sleeve, and a fit that's easy to move in, this one's made to pull its weight. Wear it solo, layer it up, chuck it in the wash and wear it again - it's your hard-wearing mate that always shows up.
- Ribbed crew neck with set-in short sleeve..



Measurement Description	XS	S	M	L	XL	2XL	3XL
1/2 Chest (cm)	45	47.5	50	52.5	55	58	61
Front length from HSP (cm)	65.5	66.5	67.5	68.5	69.5	70.5	71.5



Ink



Pistachio



Forest



Steel Blue



Plum



Charcoal Marle



Army



Ecrú



Black



Navy



White



Grey Marle



Ocean



BLACK  
PMS 6 C



NAVY  
PMS 4140 C




INK  
PMS 2380 C



WHITE  
PMS 000 C



CHARCOAL MARLE  
PMS 7500 C (15%)



GREY MARLE  
PMS 4180 C



ARMY  
PMS 5815 C



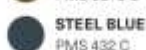
OCEAN  
PMS 645 C



PISTACHIO  
PMS 4180 C



FOREST  
PMS 2411 C



STEEL BLUE  
PMS 432 C



PLUM  
PMS 2042 C



# GOODMATES

## BASIS X1001K | BASIS X1001Y

### Basis Kids Short Sleeve Tee

#### Sizes

BASIS X1001K Sizes 4-8 | BASIS X1001Y 10-16

#### Fabric

- 100% Cotton Combed Single Jersey

- 185gsm

- Cold machine wash. Wash with like colours.

Do not bleach. Do not tumble dry. Line dry in shade.

Low iron on reverse. Do not dry clean.

#### Features

- Made from breathable 185gsm cotton with a ribbed neck and comfy fit, the Basis Short Sleeve Tee is tough enough for the playground with wash-after-wash durability.


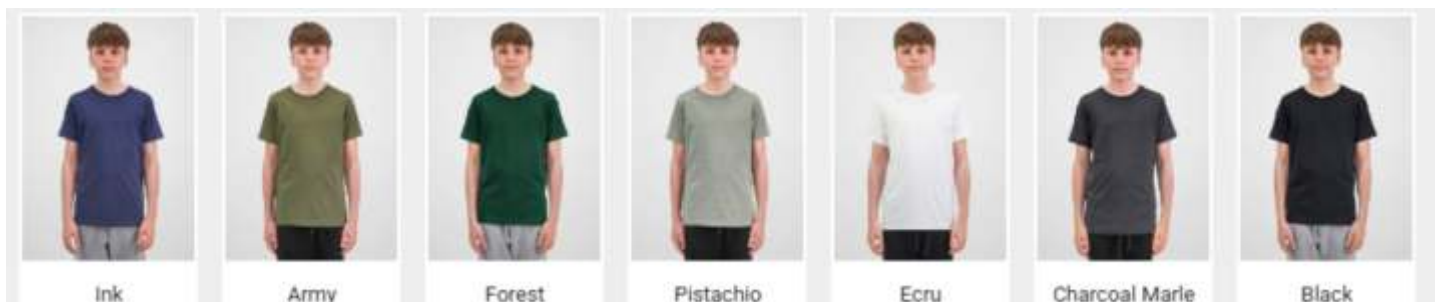
Soft feel, great colours, no fuss - just a solid tee for every kind of adventure.


It's basics for little legends.

- Ribbed crew neck with set-in short sleeve.



Measurement Description	4	6	8	10	12	14	16
1/2 Chest (cm)	34	37	39.5	42	44	48	50
Front length from HSP (cm)	45.5	49.5	53.5	61	64	67	69.5



 BLACK PMS 6 C	 NAVY PMS 4140 C	 INK PMS 2380 C	 WHITE PMS 000 C	 CHARCOAL MARLE
 GREY MARLE	 ARMY PMS 5815 C	 OCEAN PMS 645 C	 PISTACHIO PMS 4180 C	 ECU PMS 7500 C (15%)
 FOREST PMS 2411 C	 STEEL BLUE PMS 432 C	 PLUM PMS 2042 C		



# GOODMATES

## EVERYDAY X2001M Mens Everyday Short Sleeve Tee

Sizes

S - 5XL

Fabric

- 100% Cotton Combed Single Jersey
- 225gsm

- Cold machine wash. Wash with like colours.  
Do not bleach. Do not tumble dry. Line dry in shade.  
Low iron on reverse. Do not dry clean.

### Features

- The Everyday Short Sleeve Tee is a step up in weight. Made from heavier 225gsm combed cotton - it's thicker, softer, structured without being stiff, comfortable without being basic. Designed with a relaxed cut that works tucked, untucked, or layered.
- It's easy to wear and even easier to rewear.
- Ribbed crew neck with set-in short sleeve.



Measurement Description	XS	S	M	L	XL	2XL	3XL
1/2 Chest (cm)	45	47.5	50	52.5	55	58	61
Front length from HSP (cm)	65.5	66.5	67.5	68.5	69.5	70.5	71.5



BLACK PMS 6 C	NAVY PMS 4140 C	WHITE PMS 000 C	GREY MARLE
WASHED BLACK PMS 3 C	CHALK PMS 7528 C (15%)	ECRU PMS 7500 C (15%)	SAGE PMS 4198 C
SCARAB GREEN PMS 560 C	DUSTY BLUE PMS 7542 C	WASHED PINK PMS 6031 C	ESPRESSO PMS 476 C

# GOODMATES

## EVERYDAY X2001W

### Everyday Ladies Short Sleeve Tee

#### Sizes

XS - 2XL

#### Fabric

- 100% Cotton Combed Single Jersey

- 225gsm

- Cold machine wash. Wash with like colours.

Do not bleach. Do not tumble dry. Line dry in shade.

Low iron on reverse. Do not dry clean.

#### Features

- The Everyday Short Sleeve Tee is a step up in weight.

Made from heavier 225gsm combed cotton -  
it's thicker, softer, structured without being stiff,  
comfortable without being basic.

Designed with a relaxed cut that works tucked,  
untucked, or layered.

It's easy to wear and even easier to rewear.

- Ribbed crew neck with set-in short sleeve.



Measurement Description	XS	S	M	L	XL	2XL
1/2 Chest (cm)	48.5	51	53.5	56	58.5	61
Front length from HSP (cm)	69	70.5	72	73.5	75	76



BLACK PMS 8 C	NAVY PMS 4140 C	WHITE PMS 000 C	GREY MARLE
WASHED BLACK PMS 3 C	CHALK PMS 7528 C (15%)	E CRU PMS 7500 C (15%)	SAGE PMS 4198 C
SCARAB GREEN PMS 560 C	DUSTY BLUE PMS 7542 C	WASHED PINK PMS 6031 C	ESPRESSO PMS 476 C

# GOODMATES

## BASIS X1002M

### Basis Mens Long Sleeve Tee

#### Sizes

S - 5XL

#### Fabric

- 100% Cotton Combed Single Jersey

- 185gsm

- Cold machine wash. Wash with like colours.

Do not bleach. Do not tumble dry. Line dry in shade.

Low iron on reverse. Do not dry clean.

#### Features

- Same solid fit, a bit more sleeve.

The Basis Long Sleeve Tee is laidback comfort meets clean, classic design.

Made with breathable 185gsm cotton and finished with ribbed cuffs and a set-in sleeve, it's a staple that works with anything. Easy to style, easy to rely on.

Your new cool-weather essential.

- Ribbed crew neck with set-in long sleeve.



Measurement Description	S	M	L	XL	2XL	3XL	4XL	5XL
1/2 Chest (cm)	48.5	51.5	55.5	59.5	63.5	68.5	76.5	81.5
Front length from HSP (cm)	72.5	77	79	81	83	85	87	89



Army



Ecrú



White



Black



Navy



Grey Marle



BLACK  
PMS 6 C



GREY MARLE



NAVY  
PMS 4140 C



ARMY  
PMS 5815 C



WHITE  
PMS 000 C



ECRÚ  
PMS 7500 C (15%)



# GOODMATES

## BASIS X1002W

### Basis Ladies Long Sleeve Tee

#### Sizes

XS - 2XL

#### Fabric

- 100% Cotton Combed Single Jersey

- 185gsm

- Cold machine wash. Wash with like colours.

Do not bleach. Do not tumble dry. Line dry in shade.

Low iron on reverse. Do not dry clean.

#### Features

- Same solid fit, a bit more sleeve. The Basis Long Sleeve Tee is laidback comfort meets clean, classic design. Made with breathable 185gsm cotton and finished with ribbed cuffs and a set-in sleeve, it's a staple that works with anything. Easy to style, easy to rely on. Your new cool-weather essential.
- Ribbed crew neck with set-in long sleeve.



Measurement Description	XS	S	M	L	XL	2XL
1/2 Chest (cm)	45	47.5	50	52.5	55	58
Front length from HSP (cm)	65.5	66.5	67.5	68.5	69.5	70.5



Grey Marle



Black



White



Ecrú



BLACK  
PMS 6 C



WHITE  
PMS 000 C



GREY MARLE



ECRU  
PMS 7500 C (15%)

# GOODMATES

**BASIS X1002K | BASIS X1002Y**

**Basis Kids Long Sleeve Tee**

**Sizes**

**BASIS X1002K Sizes 4-8 | BASIS X1002Y 10-16**

**Fabric**

**- 100% Cotton Combed Single Jersey**

**- 185gsm**

**- Cold machine wash. Wash with like colours.**

**Do not bleach. Do not tumble dry. Line dry in shade.**

**Low iron on reverse. Do not dry clean.**

**Features**

**- Same solid fit, a bit more sleeve.**

**The Basis Long Sleeve Tee is laidback comfort meets clean, classic design.**

**Made with breathable 185gsm cotton and finished with ribbed cuffs and a set-in sleeve, it's a staple that works with anything.**

**Easy to style, easy to rely on.**

**Your new cool-weather essential.**

**- Ribbed crew neck with set-in long sleeve.**



Measurement Description	4	6	8	10	12	14	16
1/2 Chest (cm)	34	37	39.5	42	44	48	50
Front length from HSP (cm)	45.5	49.5	53.5	61	64	67	69.5



White



Black



Grey Marle

# GOODMATES

## BASIS X1003M Mens Basis Hoodie

### Sizes

S - 5XL

### Fabric

- 80% Cotton 20% Polyester Brushed Fleece

- 290gsm

- Cold machine wash. Wash with like colours.

Do not bleach. Do not tumble dry. Line dry in shade.

Low iron on reverse. Do not dry clean.

### Features

- Made from midweight 290gsm brushed fleece, the Basis Raglan Hoodie your new cosy cool.

Classic raglan fit with ribbed cuffs, hem, and a kangaroo pocket up front.

Soft feel, solid durability - it's your throw-on-and-go for workdays or weekends.

- Ribbed cuff and waist band.  
Front pocket.



Measurement Description	S	M	L	XL	2XL	3XL	4XL	5XL
1/2 Chest (cm)	53	55	57	59	61	65	69	73
Front length from HSP (cm)	72	74	76	78	80	81	82	83





# GOODMATES

## BASIS X1003W Ladies Basis Hoodie

### Sizes

XS - 2XL

### Fabric

- 80% Cotton 20% Polyester Brushed Fleece  
- 290gsm

- Cold machine wash. Wash with like colours. Do not bleach. Do not tumble dry. Line dry in shade.  
Low iron on reverse. Do not dry clean.

### Features

- Made from midweight 290gsm brushed fleece, the Basis Raglan Hoodie your new cosy cool. Classic raglan fit with ribbed cuffs, hem, and a kangaroo pocket up front. Soft feel, solid durability - it's your throw-on-and-go for workdays or weekends.
- Ribbed cuff and waist band. Front pocket.



Measurement Description	XS	S	M	L	XL	2XL
1/2 Chest (cm)	49	51	53	55	57	60
Front length from HSP (cm)	66	68	70	72	74	76.5



Grey Marle

Ecru

Army

Navy

Black

White

# GOODMATES

**BASIS X1003K | BASIS X1003Y**

**Kids Basis Hoodie**

**Sizes BASIS X1003K 4-8 | BASIS X1003Y 10-16**

**Fabric**

**- 80% Cotton 20% Polyester Brushed Fleece**

**- 290gsm**

**- Cold machine wash. Wash with like colours.**

**Do not bleach. Do not tumble dry. Line dry in shade.**

**Low iron on reverse. Do not dry clean.**

**Features**

**- Made from midweight 290gsm brushed fleece, the Basis Raglan Hoodie your new cosy cool.**

**Classic raglan fit with ribbed cuffs, hem,**

**and a kangaroo pocket up front.**

**Soft feel, solid durability - it's your throw-on-and-go for workdays or weekends.**

**- Ribbed cuff and waist band.**

**Front pocket.**



Measurement Description	4	6	8	10	12	14	16
1/2 Chest (cm)	35	39	42	45	48	51	53
Front length from HSP (cm)	46	52	55	60	62	64	66.5



# GOODMATES

## EVERYDAY X2003M Mens Everyday Hoodie

### Sizes

S - 5XL

### Fabric

- 80% Cotton 20% Recycled Polyester Brushed Fleece

- 350gsm

- Cold machine wash. Wash with like colours.

Do not bleach. Do not tumble dry. Line dry in shade.

Low iron on reverse. Do not dry clean.

### Features

- Cosy up without slouching out.

With a relaxed silhouette and a super-soft 350gsm brushed fleece feel, the Everyday Hoodie brings warmth and shape together in the best way.

Ribbed finishes and a classic front pocket keep it casual and clean.

A no-fuss favourite you'll reach for again and again.

- Ribbed cuff and waist band.

Front pocket..



Measurement Description	S	M	L	XL	2XL	3XL	4XL	5XL
1/2 Chest (cm)	54	57	60	62.5	65	67.5	71.5	75.5
Front length from HSP (cm)	68.5	72.5	76.5	78.5	80.5	82.5	83.5	84.5



GREY MARLE



ECRU

PMS 7500 C (15%)



BLACK

PMS 6 C



NAVY

PMS 4140 C



# GOODMATES

## EVERYDAY X2003W Ladies Everyday Hoodie

### Sizes

XS - 2XL

### Fabric

- 80% Cotton 20% Recycled Polyester Brushed Fleece  
- 350gsm

- Cold machine wash. Wash with like colours. Do not  
bleach. Do not tumble dry. Line dry in shade.  
Low iron on reverse. Do not dry clean.

### Features

- Cosy up without slouching out.

With a relaxed silhouette and a super-soft 350gsm  
brushed fleece feel, the Everyday Hoodie brings warmth  
and shape together in the best way.  
Ribbed finishes and a classic front pocket  
keep it casual and clean.

A no-fuss favourite you'll reach for again and again.

- Ribbed cuff and waist band.

Front pocket.



Measurement Description	XS	S	M	L	XL	2XL
1/2 Chest (cm)	53	56	59	62	65	68
Front length from HSP (cm)	64	66	68	71	74	77



Grey Marle



Navy



Ecru



Black



GREY MARLE



ECRU  
PMS 7500 C (15%)



BLACK  
PMS 6 C



NAVY  
PMS 4140 C

# GOODMATES

## EVERYDAY X2005M Mens Everyday Zip Hoodie

Sizes

S - 3XL

Fabric

- 80% Cotton 20% Recycled Polyester Brushed Fleece

- 350gsm

- Cold machine wash. Wash with like colours.

Do not bleach. Do not tumble dry. Line dry in shade.

Low iron on reverse. Do not dry clean.

### Features

- A laid-back essential that works for layering, lounging, or anything in between.

Made from heavyweight 350gsm fleece, the Everyday Zip Hoodie is the one you'll throw on and keep on.

With a relaxed fit, ribbed details, front pocket, and smooth zip closure, it keeps you warm without the bulk.

- Ribbed cuff and waist band.

Front pocket.

Full zip.



Measurement Description	S	M	L	XL	2XL	3XL
1/2 Chest (cm)	56	59	62	65	67	69
Front length from HSP (cm)	70.5	73.5	76.5	79.5	81.5	83.5



Black



Grey Marle

# GOODMATES

## EVERYDAY X2005W Ladies Everyday Zip Hoodie

### Sizes

XS - 2XL

### Fabric

- 80% Cotton 20% Recycled Polyester Brushed Fleece

- 350gsm

- Cold machine wash. Wash with like colours.

Do not bleach. Do not tumble dry. Line dry in shade.

Low iron on reverse. Do not dry clean.

### Features

- A laid-back essential that works for layering, lounging, or anything in between.

Made from heavyweight 350gsm fleece.

The Everyday Zip Hoodie is the one you'll throw on and keep on.

With a relaxed fit, ribbed details, front pocket, and smooth zip closure, it keeps you warm without the bulk.

- Ribbed cuff and waist band.

Front pocket.

Full zip.



Measurement Description	XS	S	M	L	XL	2XL
1/2 Chest (cm)	58	60	62	64	66	69
Front length from HSP (cm)	65	66	67	68	69	71



Grey Marle



Black



# GOODMATES

## EVERYDAY X2007M Mens Everyday Crew Sweatshirt

### Sizes

S - 3XL

### Fabric

- 80% Cotton 20% Recycled Polyester Brushed Fleece
- 350gsm

- Cold machine wash. Wash with like colours.

Do not bleach. Do not tumble dry. Line dry in shade.

Low iron on reverse. Do not dry clean.

### Features

- Made from heavyweight 350gsm fleece, the relaxed Everyday Crew sweatshirt hits the sweet spot between cosy and cool.

Ribbed neck, cuffs, and waistband keep the fit sharp while the brushed interior makes it feel like a hug.

Ready for layering, lounging, or wherever the day takes you.

- Ribbed crew neck, cuff and waist band.



Measurement Description	S	M	L	XL	2XL	3XL
1/2 Chest (cm)	56	59	62	65	68	70
Front length from HSP (cm)	67	70	73	76	79	81



BLACK  
PMS 6 C



NAVY  
PMS 4140 C



GREY MARLE



SCARAB GREEN  
PMS 560 C

# GOODMATES

## EVERYDAY X2007W Ladies Everyday Crew Sweatshirt

### Sizes

XS - 2XL

### Fabric

- 80% Cotton 20% Recycled Polyester Brushed Fleece  
- 350gsm

- Cold machine wash. Wash with like colours.

Do not bleach. Do not tumble dry. Line dry in shade.

Low iron on reverse. Do not dry clean.

### Features

- Made from heavyweight 350gsm fleece, the relaxed Everyday Crew sweatshirt hits the sweet spot between cosy and cool.

Ribbed neck, cuffs, and waistband keep the fit sharp while the brushed interior makes it feel like a hug.

Ready for layering, lounging, or wherever the day takes you.

- Ribbed crew neck, cuff and waist band.



Measurement Description	XS	S	M	L	XL	2XL
1/2 Chest (cm)	59	61	63	65	67	70
Front length from HSP (cm)	61	62	63	64	65	67



Black



Navy



Grey Marle



Scarab Green



BLACK  
PMS 6 C



NAVY  
PMS 4140 C



GREY MARLE



SCARAB GREEN  
PMS 560 C

# GOODMATES

## EVERYDAY ¼ ZIP X2006M Mens Everyday ¼ Zip Sweatshirt

### Sizes

S - 3XL

### Fabric

- 80% Cotton 20% Recycled Polyester Brushed Fleece

- 350gsm

- Cold machine wash. Wash with like colours.

Do not bleach. Do not tumble dry. Line dry in shade.

Low iron on reverse. Do not dry clean.

### Features

- With its relaxed fit, 1/4 zip closure, and super-soft brushed fleece.

The Everyday 1/2 Zip is your go-to for in-between weather, on-the-go comfort, or casual days when the couch is calling (but life is too).


It gives you room to breathe while still feeling put together.

- Ribbed cuff and waist band.

1/4 Zip.



Measurement Description	XS	S	M	L	XL	2XL
1/2 Chest (cm)	55	57	59	61.5	64	66.5
Front length from HSP (cm)	58	59	60	61	62	63



BLACK  
PMS 6 C

NAVY  
PMS 4140 C

GREY MARLE

ECRU  
PMS 7500 C (15%)

SCARAB GREEN  
PMS 560 C

# GOODMATES

## EVERYDAY ¼ ZIP X2006W Ladies Everyday ¼ Zip Sweatshirt

### Sizes

XS - 2XL

### Fabric

- 80% Cotton 20% Recycled Polyester Brushed Fleece

- 350gsm

- Cold machine wash. Wash with like colours.

Do not bleach. Do not tumble dry. Line dry in shade.

Low iron on reverse. Do not dry clean.

### Features

- With its relaxed fit, 1/4 zip closure, and super-soft brushed fleece.

The Everyday 1/2 Zip is your go-to for in-between weather, on-the-go comfort, or casual days when the couch is calling (but life is too).

It gives you room to breathe while still feeling put together.

- Ribbed cuff and waist band.

1/4 Zip.



Measurement Description	XS	S	M	L	XL	2XL
1/2 Chest (cm)	55	57	59	61.5	64	66.5
Front length from HSP (cm)	58	59	60	61	62	63



Navy



Scarab Green



Ecru



Black



Grey Marle





# GOODMATES

## BASIS X1004M Mens Basis Track Pants

### Sizes

S - 3XL

### Fabric

- 80% Cotton 20% Polyester Brushed Fleece

- 290gsm

- Cold machine wash. Wash with like colours.

Do not bleach. Do not tumble dry. Line dry in shade.

Low iron on reverse. Do not dry clean.

### Features

- Low-key style meets high-wear comfort.

These classic Basis trackies feature an elastic waist with drawcord and elastic cuffs for a just-right fit.

Soft 290gsm brushed fleece means serious comfort.

We know you'll live in these.

- Elastic draw cord waist. Elastic cuff.



Measurement Description	S	M	L	XL	2XL	3XL
1/2 Waist relaxed (cm)	36	38.5	41	44	47	50
Inleg length (cm)	80	80	80	80	80	80



Black



Navy



Grey Marle

# GOODMATES

## **BASIS X1004W Ladies Basis Track Pants**

### **Sizes**

**XS - 2XL**

### **Fabric**

**- 80% Cotton 20% Polyester Brushed Fleece**

**- 290gsm**

**- Cold machine wash. Wash with like colours.**

**Do not bleach. Do not tumble dry. Line dry in shade.**

**Low iron on reverse. Do not dry clean.**

### **Features**

**- Low-key style meets high-wear comfort.**

**These classic Basis trackies feature an elastic waist with drawcord and elastic cuffs for a just-right fit.**

**Soft 290gsm brushed fleece means serious comfort.**

**We know you'll live in these.**

**- Elastic draw cord waist. Elastic cuff.**



Measurement Description	XS	S	M	L	XL	2XL
1/2 Waist relaxed (cm)	34	36.5	39	41.5	44.5	47.5
Inleg length (cm)	75.1	76.4	77.7	79	79.5	80



Grey Marle



Black



Navy

# GOODMATES

**BASIS X1004K | X1004Y**

**Kids Basis Track Pants**

**Sizes**

**BASIS X1004K Sizes 4-8 | BASIS X1004Y 10-16**

**Fabric**

**- 80% Cotton 20% Polyester Brushed Fleece**

**- 290gsm**

**- Cold machine wash. Wash with like colours.**

**Do not bleach. Do not tumble dry. Line dry in shade.**

**Low iron on reverse. Do not dry clean.**

**Features**

**- Low-key style meets high-wear comfort.**

**These classic Basis trackies feature an elastic waist with drawcord and elastic cuffs for a just-right fit.**

**Soft 290gsm brushed fleece means serious comfort.**

**We know you'll live in these.**

**- Elastic draw cord waist. Elastic cuff.**



Measurement Description	4	6	8	10	12	14	16
1/2 Waist relaxed (cm)	26.5	29	30.5	34	37	40	45
Inleg length (cm)	34	42	52	60	66	72	79



Navy



Black



Grey Marle